

Summers Here!



SUMMER HOLIDAYS HOMEWORK

We wish you and your child a very happy summer holiday. It's time to enjoy and create a bond with family, friends and relatives. To utilize this time in the most constructive way . Please take out time from your schedule , accompany your ward & spend a wonderful day together.

All the best !!!



ARMY PUBLIC SCHOOL , MEERUT CANTT.

MULTIDISCIPLINARY PROJECT

CLASS-VI (2023-2024)

TOPIC: Transport-Journey of wheel

SUBJECT	NATURE OF THE TASK											
ENGLISH	Create a memory book of your best moments of the place visited by you in Uttar Pradesh (Transport journey of wheel). Paste a few pictures and decorate your memory book beautifully. Use colored sheets, crayons, etc. (5-7 Sheets). Also describe about the place.											
HINDI	परिगम की यात्राओं को अपने शब्दों में लिखिए - अलग-अलग प्रकार के पहियों के चित्र भी चिपकाएं											
SANSKRIT	<ul style="list-style-type: none"> पञ्च वाहनानां नामानि संस्कृतेन लिखत। (पांच वाहनों का नाम संस्कृत में लिखिए) कस्यचित् एकस्य वाहनस्य चित्रं कृत्वा तस्य विषये ५ पङ्क्तयः लिखन्तु। (किसी एक वाहन का चित्र बनाकर उसके विषय में पांच पंक्तियां संस्कृत में लिखिए)। 											
MATHEMATICS	Plan a vacation <ul style="list-style-type: none"> Choose 3 places of your vacation and mark them on a map(www.tripadvisor.in) use this website for your research. Start your journey from Delhi. Write the distance from Delhi to your first destination, then second, third & fourth. 											
	<table border="1"> <thead> <tr> <th>Start point</th> <th>First destination</th> <th>Second destination</th> <th>Third destination</th> </tr> </thead> <tbody> <tr> <td rowspan="2">DELHI</td> <td colspan="3" style="text-align: center;">Distance in KM.</td> </tr> <tr> <td> </td> <td> </td> <td> </td> </tr> </tbody> </table>	Start point	First destination	Second destination	Third destination	DELHI	Distance in KM.					
	Start point	First destination	Second destination	Third destination								
	DELHI	Distance in KM.										
<ul style="list-style-type: none"> Convert the distance in meter. Round them into nearest 1000. Fill the chart below for each destination. Assume your vehicle gives an average of 15km per litre. Calculate vacation cost(for each destination) Travel cost GAS/PETROL: {(km of trip) ÷ (vehicles average)} × price of gas or petrol = Rs Hotel Charge: {(no. of nights at hotel) ÷ (Cost of per night)} × number of rooms = Rs Meals: {(no. of days) ÷ (per day meal cost)} × number of persons = Rs 												
<ul style="list-style-type: none"> Make a model of any vehicle using the old scrapes from your homes like water bottle caps, used cells, buttons etc. as wheels and also write 3 advantages of wheels in our lives. Evolution of Wheel from early to the present. explanation along with flow chart 												
SCIENCE	<ul style="list-style-type: none"> Make a model of any vehicle using the old scrapes from your homes like water bottle caps, used cells, buttons etc. as wheels and also write 3 advantages of wheels in our lives. Evolution of Wheel from early to the present. explanation along with flow chart 											
SOCIAL STUDIES	How will you plan your journey :- a) From Jodhpur in Rajasthan to Mawlynong in Shillong b) From Udupi in Karnataka to Gulmarg in Jammu and Kashmir c) From Meerut in Uttar Pradesh to Mahabaleshwar in Maharashtra <ul style="list-style-type: none"> (Mark the Domestic and International Airports, National Highways or Rail routes on the Political Map of India and on A4 Sheet write about the different places and time you visited while travelling your journey) 											

GUIDELINES FOR THE MULTI – DISCIPLINARY PROJECT WORK TO BE DONE DURING SUMMER VACATIONS

CLASS –VI

DEAR STUDENTS,

Please follow the guidelines enlisted below for the project work. At the same time use your imagination, read, explore and think 'out of the box' to make your project unique and meaningful.

1. A synopsis of the project needs to be submitted by 28th April 2016 to the respective subject teachers.
2. The project must be spiral bound.
3. It must have a **cover page**. The **title** of your project should be written on the **top in large font**. Write **"MULTI-DISCIPLINARY PROJECT"** above the title. You may use sketches, photographs, cartoons etc. to make the cover page attractive. Do remember to mention **your name, class and section**.
4. The pages should be in **coloured A4 size cartridge sheets only**. Use different colours for each subject.

COLOUR CODE FOR SUBJECTS:

ENGLISH	HINDI/PUNJABI	MATHEMATICS	SCIENCE	SOCIAL STUDIES
YELLOW	BLUE	GREEN	ORANGE	PINK

5. **Page 1** – should be titled **"Contents"** or **"Index"**, which would contain the page-wise breakup of the content of the project in the following pattern:

SERIAL NO.	SUBJECT	PAGE NO.
1.	INTRODUCTION	PAGE 2
2.	ACKNOWLEDGEMENTS	PAGE 3
3.	ENGLISH	PAGE <input type="text"/> TO <input type="text"/>

6. **Page 2-** Write an **introduction** of your project in 100-150 words. The introduction should present a complete picture of your project to make it evident for anyone to have an overall idea of the project. The language used in the abstract should be very simple.

7. **Page 3-** This page should be titled **"Acknowledgment"**, to express your gratitude for the help and co-operation given to you by any individual or organization. Remember that, you should record your thanks /gratefulness to all those who have helped you or encouraged you, it does not matter how small the help may be or who the person may be. For e.g., you could thank your teacher, mum, dad, sibling, a librarian, a neighbour etc. **This write up should preferably be of 100-150 words.**

7. The project will have the subjects arranged in this order. For each subject you have to work on 3-4 pages.

ENGLISH
HINDI/PUNJABI
MATHEMATICS
SCIENCE
SOCIAL STUDIES

The last page will contain a **“Bibliography”** or **“Sources”** from where you have gathered information for your project. The sources can be books, websites, TV channels, Radio channels, newspapers, museums, libraries, people you have contacted or any other source of information.

Remember to make your project informative and interesting. Use colours, pictures, illustrations wisely and wherever required. Follow the policy ‘best out of waste’. The holiday home work needs to be submitted positively on the first working day after the summer holidays i.e. 04 July 2023.




HAVE FUN!



ART INTEGRATED PROJECT.



THEME - TRANSPORT-JOURNEY OF WHEEL FROM UTTAR PRADESH TO ARUNACHAL PRADESH

SUBJECT	NATURE OF THE TASK
ENGLISH	<p>Create a memory book of your best moments of the place visited by you in arunachal Pradesh (Transport journey of wheel). Paste a few pictures and decorate your memory book beautifully. Use colored sheets, crayons, etc. (5-7 Sheets).Also describe about the place.</p> 
HINDI	<p>* पहिए की आत्मकथा को अपने शब्दों में लिखिए - अलग-अलग प्रकार के पहियों के चित्र भी चिपकाएं. * अरुणाचल प्रदेश के प्रसिद्ध उत्सव व त्योहारों का उल्लेख करते हुए उसमें पहनी जाने वाली वेशभूषा सहित 4-5 चित्र बनाइए !! -</p> 
SANSKRIT	<p>• अरुणाचलप्रदेशस्य नक्शां कृत्वा तस्मिन् मानचित्रे नामदाफा राष्ट्रियनिकुञ्जं, जीरो उपत्यका च दर्शयन्तु</p> 

- पञ्च वाहनानां नामानि संस्कृतेन लिखत। (पांच वाहनों का नाम संस्कृत में लिखिए)
- कस्यचित् एकस्य वाहनस्य चित्रं कृत्वा तस्य विषये ५ पङ्क्तयः लिखन्तु। (किसी एक वाहन का चित्र बनाकर उसके विषय में पांच पंक्तियां संस्कृत में लिखिए)।

MATHEMATICS

- With the help of color and A-4 Sheet draw your route chart (Map) of entire journey from Delhi to Arunachal Pradesh and show your stoppage with different colors. Provide the distance between the stoppages.
- Also draw the vehicle you opted for entire journey
- Draw the image of Means of transport using geometrical shapes.



SCIENCE

- Make a model of any vehicle using the old scrapes from your homes like water bottle caps, used cells, buttons etc. as wheels and also write 3 advantages of wheels in our lives.




SOCIAL STUDIES

On A4 sheet make a comparative collage or drawing on the different means of transports used in villages and in cities.



RUBRICS { ART INTEGRATION }

CREATIVITY	03
NEATNESS	02
EXPRESSION	02
PRESENTATION	03



Important Instructions

- ❖ Complete all written work done in class.
- ❖ Learn all topics covered in all subjects as your 1st Term Exam will commence in month of July.
- ❖ Read English and Hindi newspaper/magazines/storybooks daily to enhance your LSRW (Listening, Speaking, Reading, Writing) skills.
- ❖ Learn tables to improve basic Mathematics.
- ❖ Practice cursive writing to enhance your writing skills.